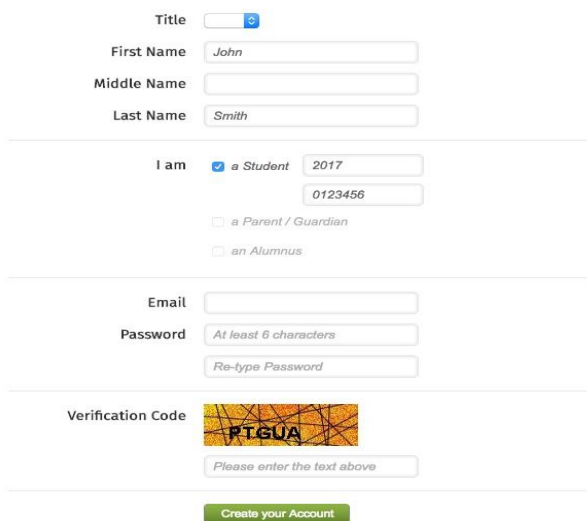


Educational Networks Quick Parent & Student Guide

School Website link: <https://www.bridgeprepgreatermiami.com/>

New Student Accounts

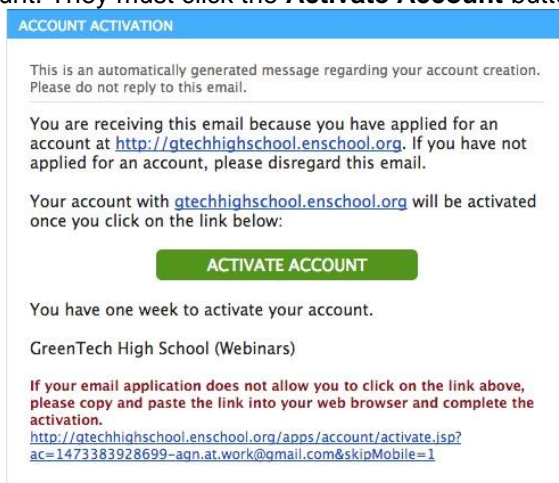
1. A new student must visit your school website and create their account using the **Create Account** form.



The form includes the following fields and options:

- Title: dropdown menu
- First Name: text input (example: John)
- Middle Name: text input
- Last Name: text input (example: Smith)
- I am: radio buttons for "a Student" (checked), "a Parent / Guardian", and "an Alumnus".
- Year: text input (example: 2017)
- Phone: text input (example: 0123456)
- Email: text input
- Password: text input (placeholder: "At least 6 characters")
- Re-type Password: text input
- Verification Code: image with code "PTGUA" and text input (placeholder: "Please enter the text above")
- Submit button: "Create your Account"

2. After completing the new account form, a student will receive an email to verify their email address and activate their account. They must click the **Activate Account** button in the email they receive.



The email content is as follows:

ACCOUNT ACTIVATION

This is an automatically generated message regarding your account creation. Please do not reply to this email.

You are receiving this email because you have applied for an account at <http://gtechhighschool.enschool.org>. If you have not applied for an account, please disregard this email.

Your account with gtechhighschool.enschool.org will be activated once you click on the link below:


ACTIVATE ACCOUNT

You have one week to activate your account.

GreenTech High School (Webinars)

If your email application does not allow you to click on the link above, please copy and paste the link into your web browser and complete the activation.
<http://gtechhighschool.enschool.org/apps/account/activate.jsp?ac=1473383928699--agn.at.work@gmail.com&skipMobile=1>

3. After activating their account, they will receive an email with a **verification code**



ACCOUNT VERIFICATION

Thank you for activating your web account at <http://gtechhighschool.enschool.org>. You can now create your personalized class lists and receive automated homework notifications!

If your teachers allow you to submit your homework material online, please give the following verification code either to your class teacher OR one of your website / school administrators and ask them to verify your account. Otherwise, please disregard this message. Your personalized class lists and homework alert notifications will continue to work without verification.

383-928-715

...

- The student must then physically give their verification code to one of their teachers.
- The teacher must then click on **My Students and Parents** from their admin area, and then click on the **Verify Student Accounts** button.

Student and Parent Accounts

Verify Student Accounts

Accounts

Our search feature can find partial names, email addresses or student IDs. For example, a search for "Alex" can return results for "Alexander".

Search:

Show: Students Parents Others

1 to 1 of 1

Name	Email	Type	Verified
1 Jane Smith	janesmith@gmail.net	Student	YES

1 to 1 of 1

- The teacher will then enter the verification code provided by the student.


Student Account Verification

Enter Verification Code

Student account verification is required for security purposes. It ensures that the created account indeed belongs to your students. When your students create an account, they will receive an email with their verification code. Please enter this verification code below to verify their accounts.

Verification Code:

- After reviewing the student's information, click on the **Approve** button to complete the student verification process.



BRIDGEPREP ACADEMY

“Where learning is a journey!”

BridgePrep Academy of Greater Miami

www.BridgePrepGreaterMiami.com

Mitzie Ortiz

Principal

Mary March

Assistant Principal

Student Account Verification

Approve Student Information

Name: John Smith
Email: johnsmith@gmail.net
Student ID: 0123456

If your website doesn't have a Login / Create Account option, please contact Technical Support using the help desk and request for it to be added somewhere on your. [show me](#)

Home of the Bulldogs

137 NE 19th Street • Miami, FL 33132 • Phone: 786-477-4372 • Fax: 786-446-8717